

500 PRO

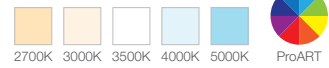
54W LED MODULE



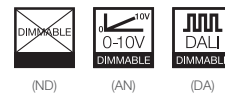
AVAILABLE OPTIONS

LED MODULE

SINGLE CCT



DRIVER DIMMING



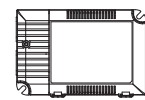
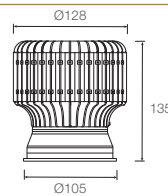
TECHNOLOGY AND FEATURES

ATEPS
Advanced Thermal Protection System

ComfyEYE
Low Flicker, No Risk (IEEE 1789)

XBEAM
Converging Optical Lens Maximising LOR

DIMENSIONS (MM)



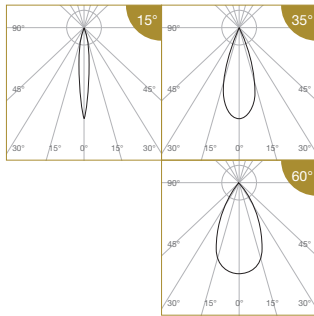
Mean Well LCM-60 (Non-Dim / 0-10V)
Mean Well LCM-60DA (DALI)
L123.5 x W81.5 x H2

SPECIFICATIONS

Family Type	500 Series
Mains Voltage	220-240V, 50Hz
Typical Operating Voltage	51V
Typical Operating Current	1050mA
Colour	Black
Installation Compatibility	Compatible with ELR size-6 fixtures or most AR111 fittings.
Lifetime	50,000 hours (80% lumen maintenance at Ta = 35°C), B10
Beam Angles	15°, 35°, 60°
Colour Temperatures	2700K, 3000K, 3500K, 4000K, 5000K
CRI	High Efficiency (CRI-85), ProART (CRI-95)
SDCM	2 step MacAdam ellipse binning

Driver (Dimming)	Non-dim, 0-10V, DALI
Mains Connection	Push-pin or screw terminals for convenient connection
Materials	Aluminium, plastic
Fire Safety	Glow wire test 850°C, UL94V-0, VW-1
Flammability Mark	F
Ingress Protection	IP40
Safety Class	Class 2
Standards	IEC 62031, IEC 61347-2-13
Regulatory Markings	CE, CB, CCC, RCM, RoHS
Weight	1200g

500 PRO SINGLE CCT



Height (m)		Emax (lx)		
		15°	35°	60°
1	E(0°)	49783.8	16436	6411
	Cone Ø (m)	0.27	0.59	1.02
2	E(0°)	12446	4109	1603
	Cone Ø (m)	0.55	1.18	2.05
3	E(0°)	5532	1826	712
	Cone Ø (m)	0.82	1.78	3.07
4	E(0°)	3111	1027	401
	Cone Ø (m)	1.10	2.37	4.09
5	E(0°)	1991	657	256
	Cone Ø (m)	1.37	2.96	5.12

ELR LED Module				Luminous Flux (lm)		
Type	LED Power	System Power	CRI	3000K		
				15°	35°	60°
500 Pro	54W	62W	High Efficiency CRI-85	6500	6500	6500
			ProART CRI-95	5525	5525	5525

Data are based on 3000K (ProART CRI-95). Nominal data of 2700K and 3500K are shared with 3000K. Higher CCT of 4000K and 5000K will have a nominal data value of 5% higher than published. (f = 1.05) High Efficiency CRI-85 will have a nominal data value of 15% higher than published. (f = 1.17)

Nominal CRI-85, equals to Ra>80-87, R9>0
Nominal CRI-95, equals to Ra>90-97, R9>50

ORDERING MATRIX CHART

LED Module					Driver				
LED Power	Beam Angle		Colour Temp		CRI		Dimming		
ELR500P	54W	15	15°	27	2700K	HE	Ra-85	ND	Non-Dim
		35	35°	30	3000K	PA	ProART	AN	0-10V
		60	60°	35	3500K			DA	DALI
		40	4000K						
		50	5000K						

example: ELR500P.15.40.PA.DA